

Barrier Busting
A Learning
Design Game

ARTISAN
LEARNING

**Learning
Product**

ARTISAN
LEARNING

**Learning
Product**

ARTISAN
LEARNING

**Learning
Product**

ARTISAN
LEARNING

**Learning
Product**

ARTISAN
LEARNING

**Learning
Product**

ARTISAN
LEARNING

**Learning
Product**

ARTISAN
LEARNING

**Learning
Product**

ARTISAN
LEARNING

**Learning
Product**

ARTISAN
LEARNING

**Learning
Product**

ARTISAN
LEARNING

Learner

ARTISAN
LEARNING

Learner

ARTISAN
LEARNING



Mentoring program



Six-month cohort program



Video library

How to use:

- 1) Separate the cards into two piles: Learner and Learning Product.
- 2) Shuffle each pile.
- 3) Place them face down.
- 4) Draw one card from each pile and place them face up so everyone can see them.
- 5) Discuss the barriers the learner might have when trying to participate in that learning product.
- 6) Discuss steps you could take to remove those barriers.
- 7) Repeat steps 4-6.
- 8) Reshuffle the two piles as needed for additional combinations and conversations.



Self-paced e-learning



In-person workshop



Free webinar



Annual in-person conference

Devon



Autistic

Ana



Single parent of two small kids




2-day virtual conference




Certification exam


Learner




Learner




Learner




Learner




Learner



Learner



Learner



Amira



Recent wrist surgery

Ling



Lives in Asia

Josue



Legally blind

Jean-Marc



Deaf

Stephen



Color blind

Judy



Lives in a rural area

Rodney



Recent college graduate